

Presentación de Portafolio

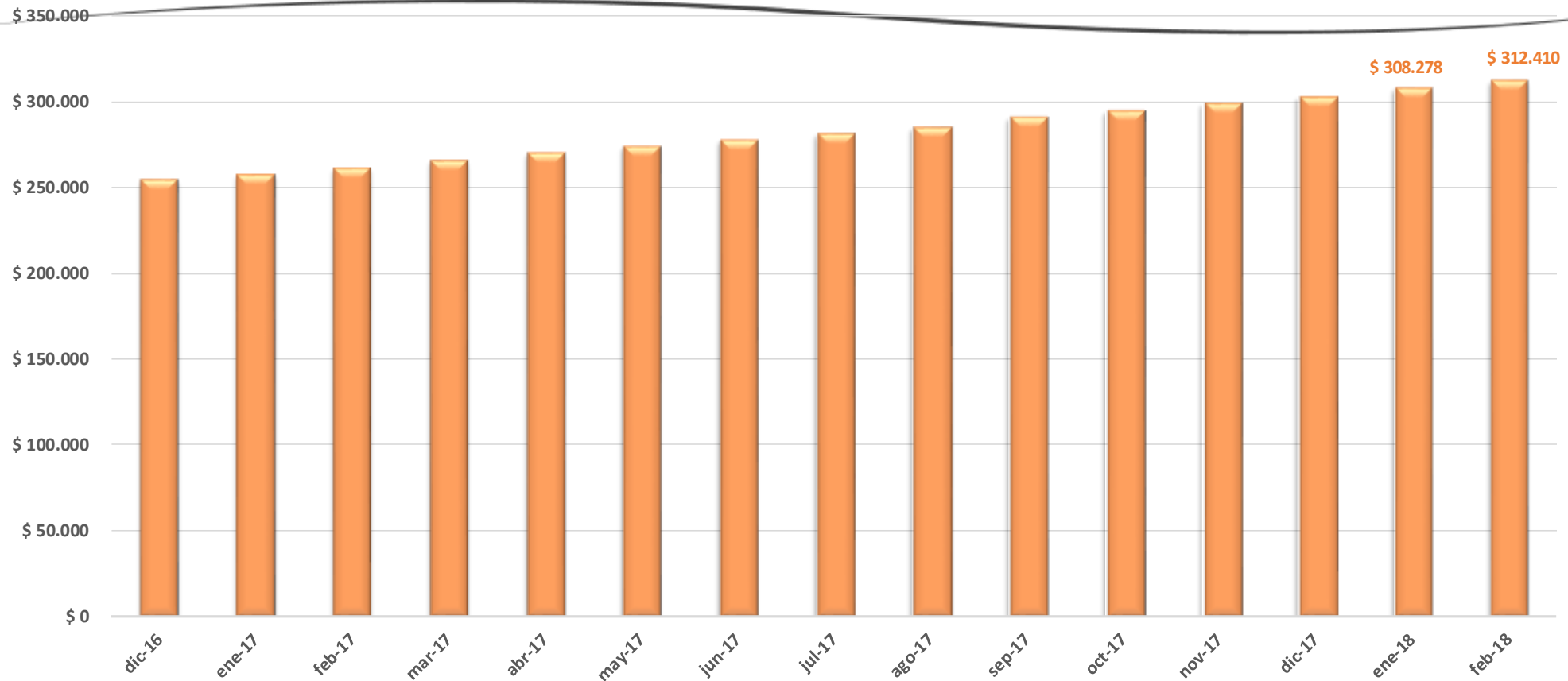
{fiduprevisora}

s1empre.

FRL 2018



RECURSOS ADMINISTRADOS

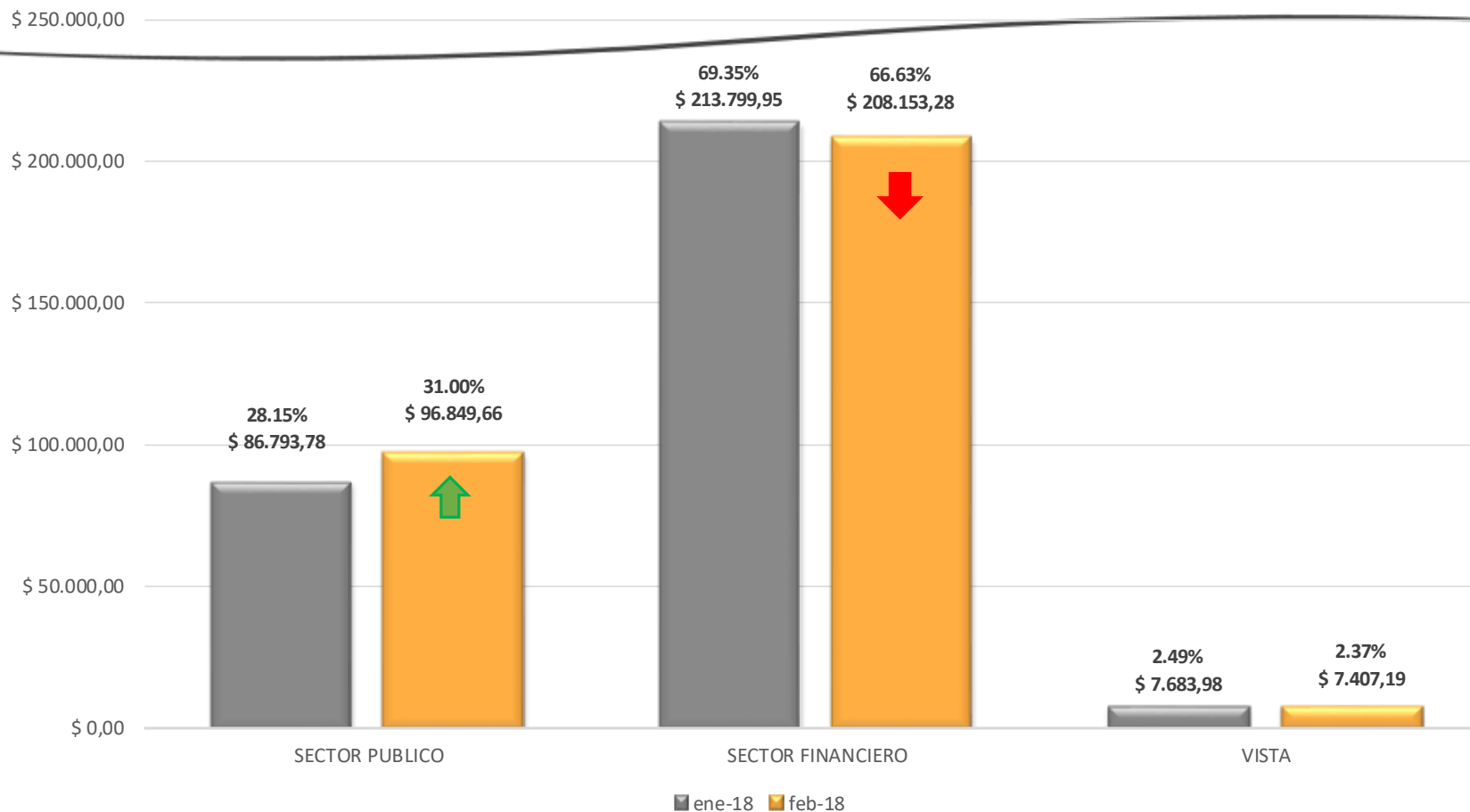


Al cierre de Febrero de 2.018 los recursos administrados en Portafolio sumaron **\$312.410 millones**, presentando un incremento por valor de \$4.132 millones con respecto al cierre del mes de Enero de 2018.

{fiduprevisora}

s1empre.

COMPOSICIÓN PORTAFOLIO POR TIPO DE EMISOR

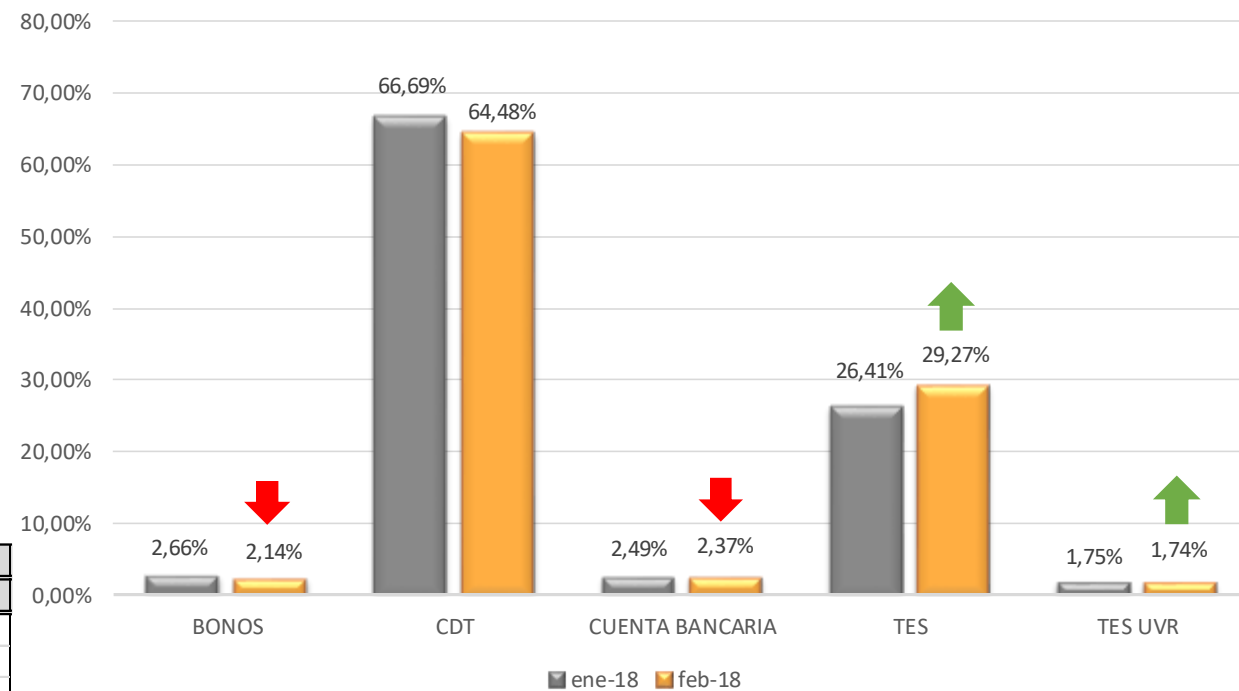


COMPOSICIÓN PORTAFOLIO POR TIPO DE SECTOR & EMISOR

	COMPOSICION SECTOR					
	EMISOR	ene-18	PART. %	feb-18	PART. %	VARIACION
SECTOR PUBLICO	TESORERIA GENER	\$ 86,793.78	28.15%	\$ 96,849.66	31.00%	11.59%
	TOTAL PUBLICO	\$ 86,793.78	28.15%	\$ 96,849.66	31.00%	
SECTOR FINANCIERO	BANCO SUDAMERIS	\$ 5,097.60	1.65%	\$ 0.00	0.00%	-100.00%
	CORP FINANCIERA	\$ 10,139.85	3.29%	\$ 10,069.23	3.22%	-0.70%
	FIN. DESA TERRI	\$ 16,605.46	5.39%	\$ 16,661.64	5.33%	0.34%
	BANCO DAVIVIEND	\$ 28,605.52	9.28%	\$ 28,149.70	9.01%	-1.59%
	BANCO DE BOGOTA	\$ 21,931.38	7.11%	\$ 21,349.76	6.83%	-2.65%
	BANCO OCCIDENTE	\$ 4,296.09	1.39%	\$ 4,279.53	1.37%	-0.39%
	BANCO POPULAR	\$ 11,701.35	3.80%	\$ 10,151.74	3.25%	-13.24%
	BANCOLOMBIA S.A	\$ 28,070.71	9.11%	\$ 30,439.87	9.74%	8.44%
	BBVA	\$ 27,714.63	8.99%	\$ 27,410.04	8.77%	-1.10%
	BANCOLDEX	\$ 5,139.91	1.67%	\$ 5,138.31	1.64%	-0.03%
	BANCO COLPATRIA	\$ 28,176.32	9.14%	\$ 29,720.43	9.51%	5.48%
	ITAU CORPBANCA	\$ 6,086.47	1.97%	\$ 4,553.63	1.46%	-25.18%
	BANCO AV VILLAS	\$ 20,234.68	6.56%	\$ 20,229.41	6.48%	-0.03%
	TOTAL FINANCIERO	\$ 213,799.95	69.35%	\$ 208,153.28	66.63%	
VISTA	CUENTAS BANCARIAS	\$ 7,683.98	2.49%	\$ 7,407.19	2.37%	-3.60%
	TOTAL VISTA	\$ 7,683.98	2.49%	\$ 7,407.19	2.37%	
TOTAL PORTAFOLIO		\$ 308,277.71	100.00%	\$ 312,410.13	100.00%	

*CIFRAS EN MILLONES DE PESOS

COMPOSICIÓN PORTAFOLIO POR TIPO DE INVERSIÓN

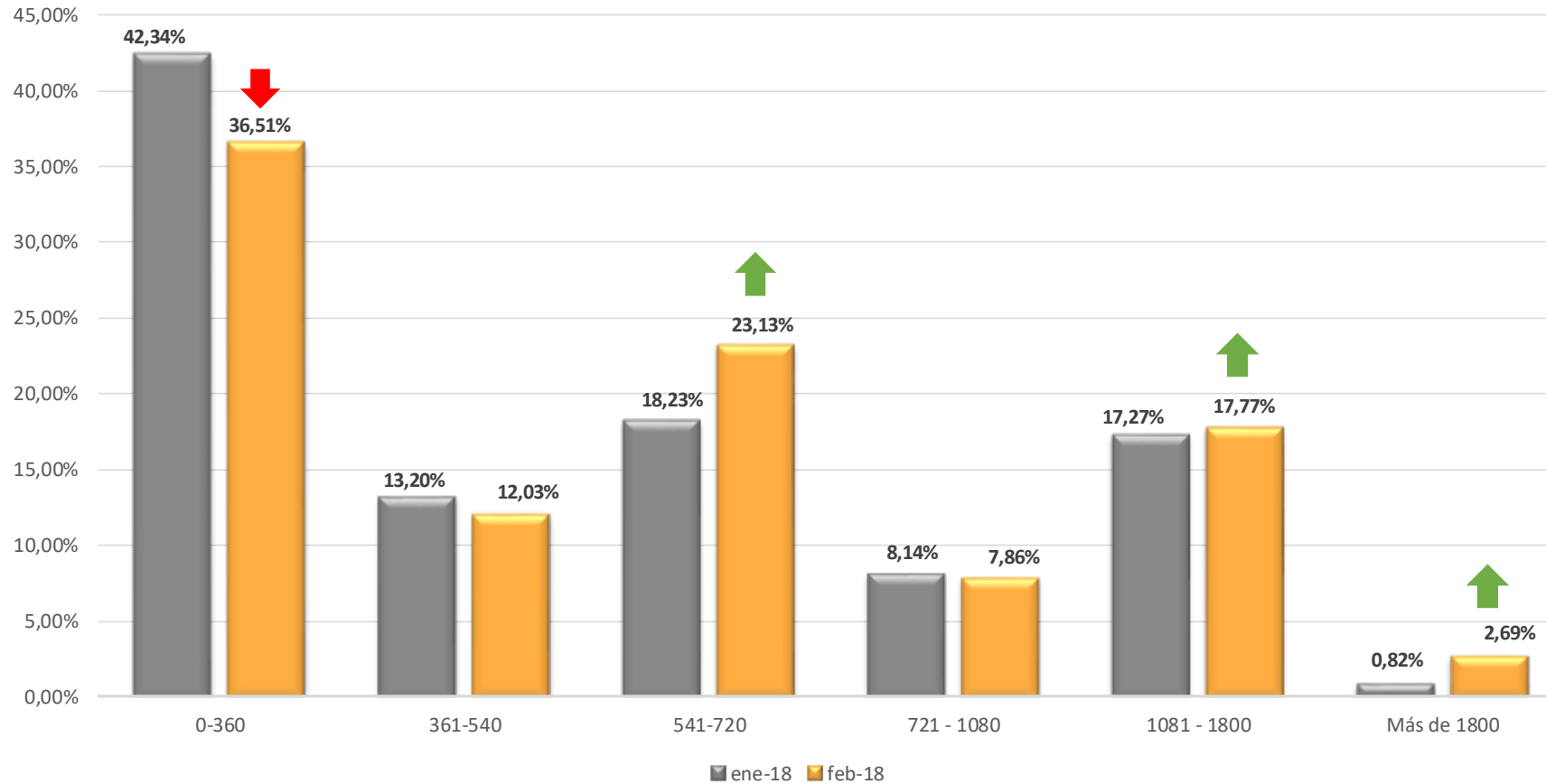


COMPOSICION TIPO DE PAPEL

PAPEL	ene-18	PART. %	feb-18	PART. %	VARIACION
BONOS	\$ 8,195.35	2.66%	\$ 6,696.43	2.14%	-18.29%
CDT	\$ 205,604.60	66.69%	\$ 201,456.85	64.48%	-2.02%
CUENTA BANCARIA	\$ 7,683.98	2.49%	\$ 7,407.19	2.37%	-3.60%
TES	\$ 81,413.79	26.41%	\$ 91,429.13	29.27%	12.30%
TES UVR	\$ 5,379.99	1.75%	\$ 5,420.54	1.74%	0.75%
TOTAL	\$ 308,277.71	100.00%	\$ 312,410.13	100.00%	

*CIFRAS EN MILLONES DE PESOS

COMPOSICIÓN PORTAFOLIO POR PLAZO AL VENCIMIENTO

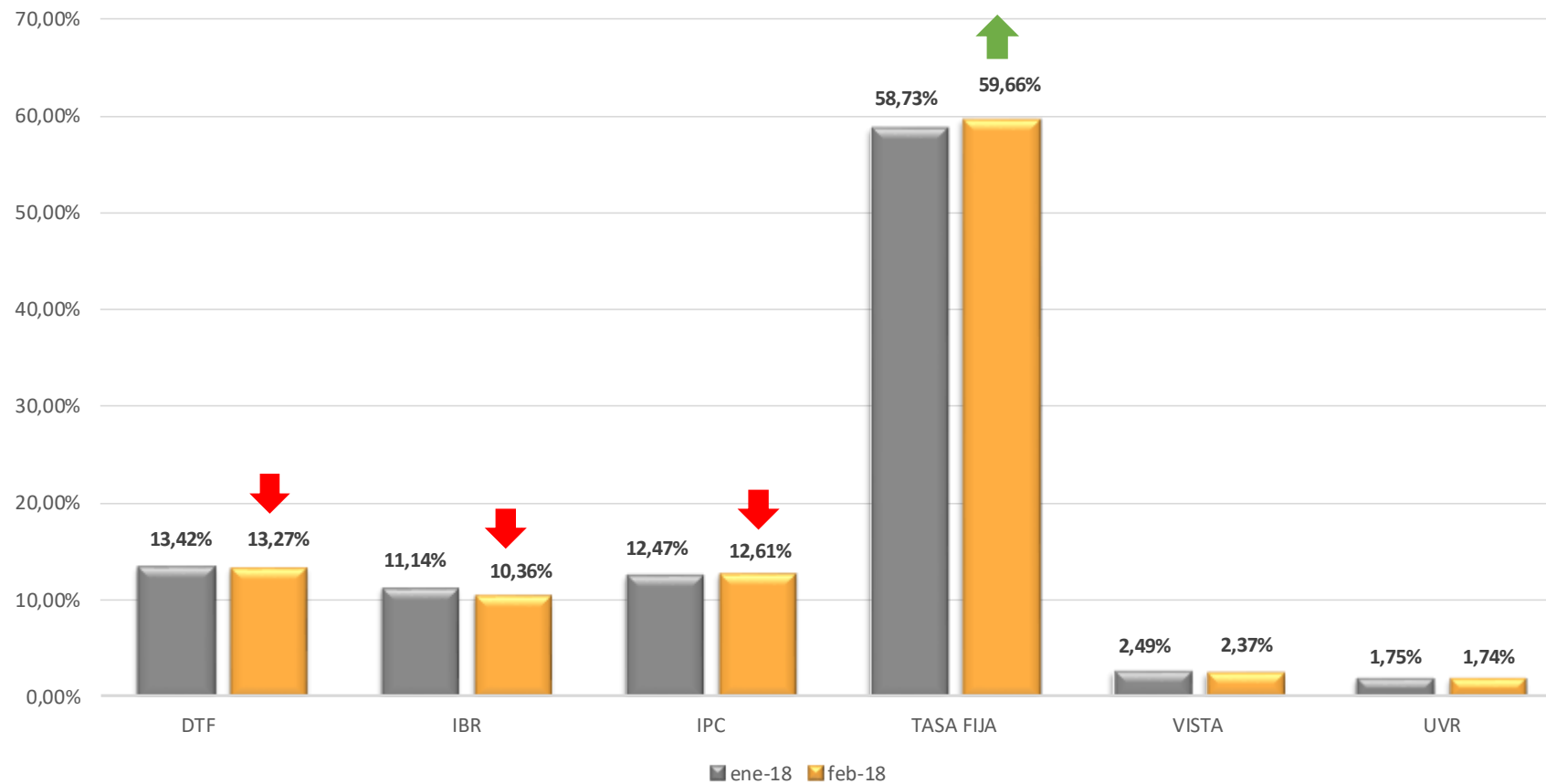


COMPOSICIÓN PORTAFOLIO POR PLAZO AL VENCIMIENTO

COMPOSICION PLAZO AL VENCIMIENTO					
DIAS	ene-18	PART. %	feb-18	PART. %	VARIACION
0-360	\$ 130,536.08	42.34%	\$ 114,072.62	36.51%	-12.61%
361-540	\$ 40,680.94	13.20%	\$ 37,588.97	12.03%	-7.60%
541-720	\$ 56,205.41	18.23%	\$ 72,267.18	23.13%	28.58%
721 - 1080	\$ 25,085.81	8.14%	\$ 24,550.77	7.86%	-2.13%
1081 - 1800	\$ 53,253.07	17.27%	\$ 55,520.91	17.77%	4.26%
Más de 1800	\$ 2,516.40	0.82%	\$ 8,409.69	2.69%	234.20%
TOTAL	\$ 308,277.71	100.00%	\$ 312,410.13	100.00%	

*CIFRAS EN MILLONES DE PESOS

COMPOSICIÓN PORTAFOLIO POR INDICADOR

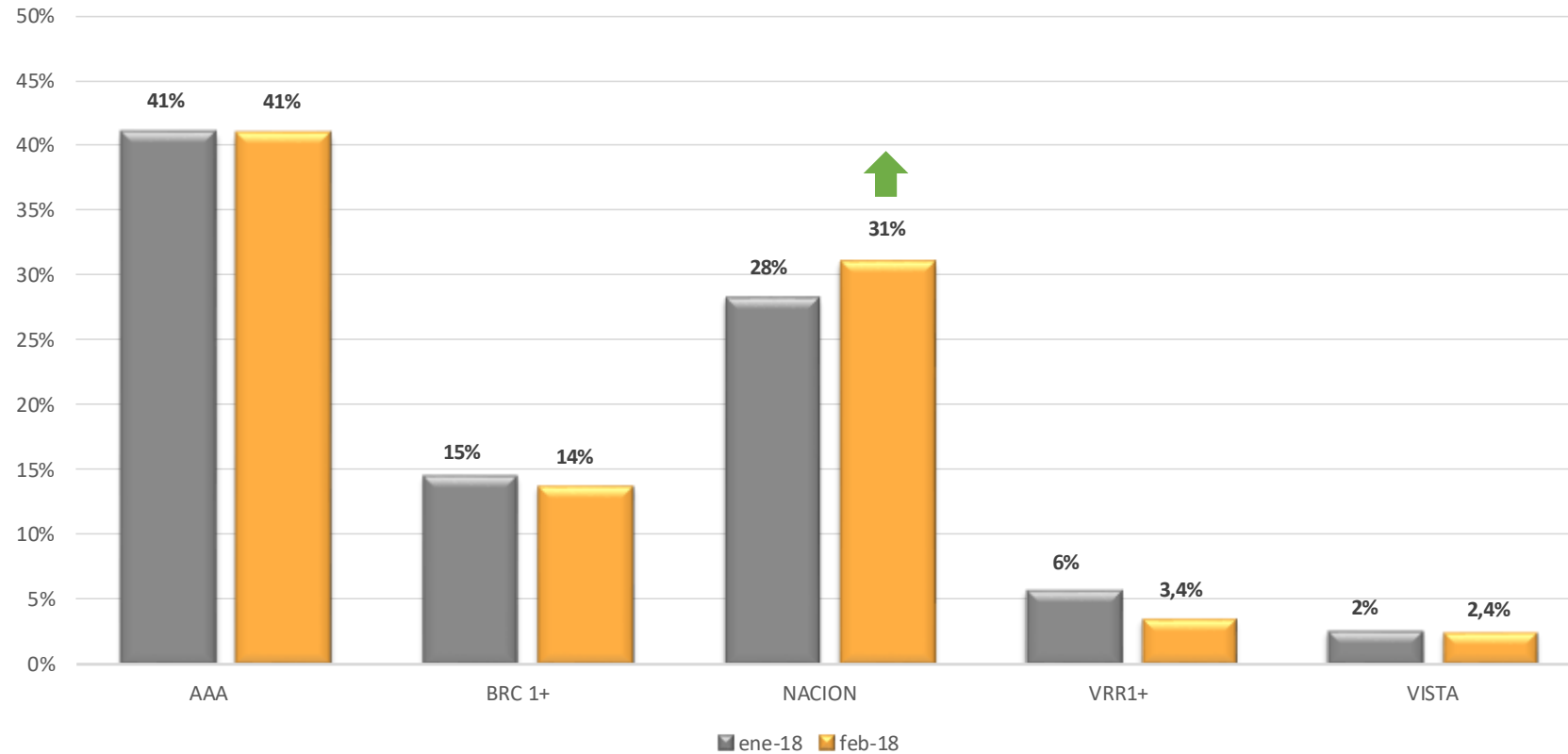


COMPOSICIÓN PORTAFOLIO POR INDICADOR

COMPOSICION TASA					
TASA	ene-18	PART. %	feb-18	PART. %	VARIACION
DTF	\$ 41,362.92	13.42%	\$ 41,443.73	13.27%	0.20%
IBR	\$ 34,340.79	11.14%	\$ 32,376.49	10.36%	-5.72%
IPC	\$ 38,448.72	12.47%	\$ 39,387.13	12.61%	2.44%
TASA FIJA	\$ 181,061.32	58.73%	\$ 186,375.06	59.66%	2.93%
VISTA	\$ 7,683.98	2.49%	\$ 7,407.19	2.37%	-3.60%
UVR	\$ 5,379.99	1.75%	\$ 5,420.54	1.74%	0.75%
TOTAL	\$ 308,277.71	100.00%	\$ 312,410.13	100.00%	

*CIFRAS EN MILLONES DE PESOS

COMPOSICIÓN PORTAFOLIO POR TIPO DE CALIFICACIÓN

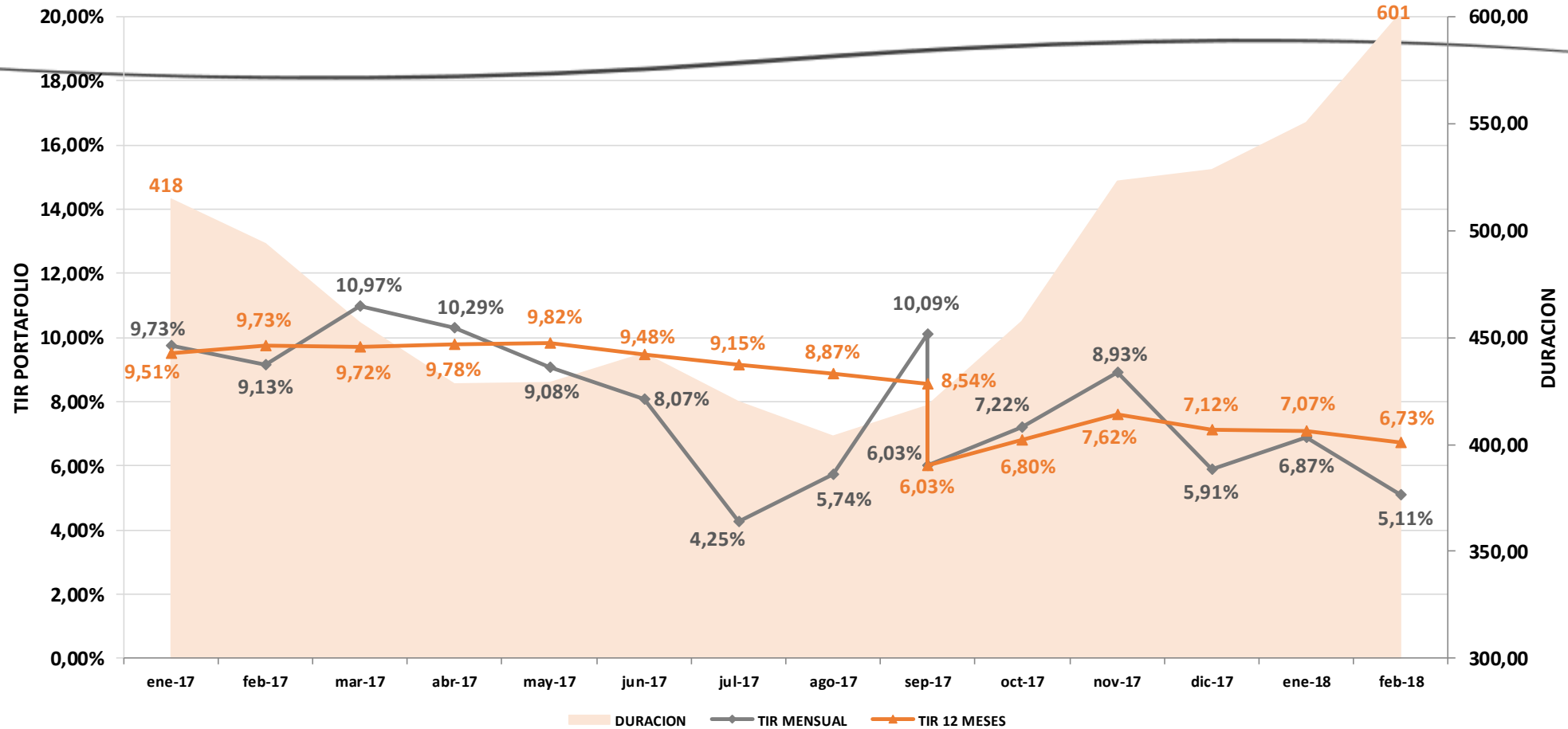


COMPOSICIÓN PORTAFOLIO POR TIPO DE CALIFICACIÓN

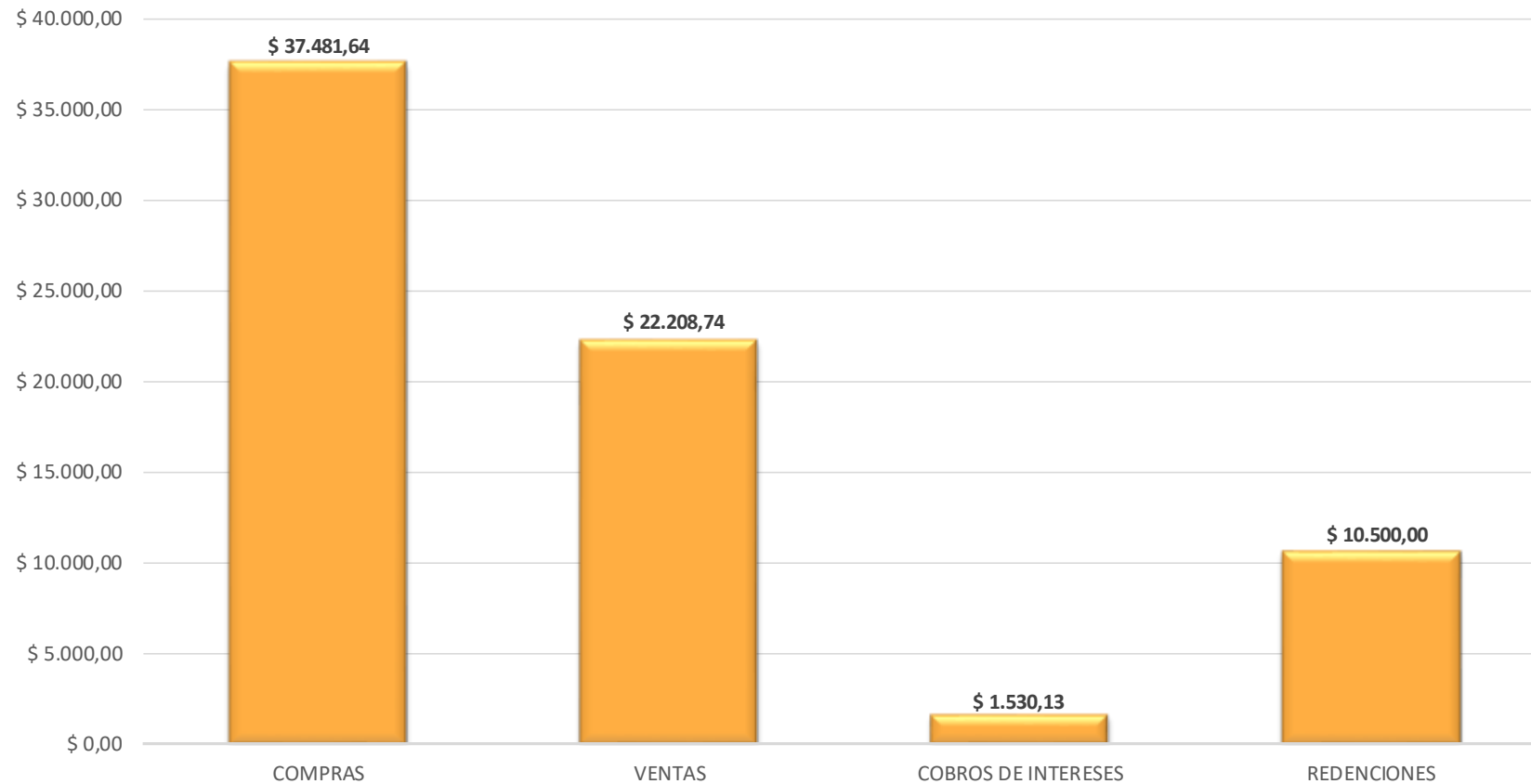
COMPOSICION POR CALIFICACION					
PAPEL	ene-18	PART. %	feb-18	PART. %	VARIACION
AAA	\$ 126,248.85	41%	\$ 127,761.90	41%	1.20%
BRC 1+	\$ 44,721.00	15%	\$ 42,662.80	14%	-4.60%
NACION	\$ 86,793.78	28%	\$ 96,849.66	31%	11.59%
VRR1+	\$ 17,232.78	6%	\$ 10,622.95	3.4%	-38.36%
VISTA	\$ 7,683.98	2%	\$ 7,407.19	2.4%	-3.60%
TOTAL	\$ 308,277.71	100.00%	\$ 312,410.13	100.00%	

*CIFRAS EN MILLONES DE PESOS

RENTABILIDAD



OPERACIONES REALIZADAS FEBRERO 2018



FUENTES Y USOS	
OPERACIÓN	TOTAL
COMPRAS	\$ 37,481.64
VENTAS	\$ 22,208.74
COBROS DE INTERESES	\$ 1,530.13
REDENCIONES	\$ 10,500.00

OPERACIONES REALIZADAS

FEBRERO 2018

	TITULO	FECHA OPERACIÓN	EMISOR	TIPO	TASA	MOD.	FACIAL	VALOR NOMINAL	F. EMISION	F. VENCIMIENTO	VALOR RECIBIDO	CONTRAPARTE	TIR COMPRA	TIR VENTA	F. COMPRA	UTILIDAD VENTA	
COMPRAS	222418	01/02/2018	TESORERIA GENER	TES	TASA FIJA	AV	11.000000-No	\$ 3,500,000,000.00	24/07/2005	24/07/2020	\$ 4,155,385,500.00	BANCO COLPATRIA MULTIBANCA COLPATRIA S	5.26%				
	222415	01/02/2018	TESORERIA GENER	TES	TASA FIJA	AV	11.000000-No	\$ 1,500,000,000.00	24/07/2005	24/07/2020	\$ 1,780,879,500.00	ITAÚ FIDUCIARIA	5.26%				
	222478	02/02/2018	TESORERIA GENER	TES	TASA FIJA	AV	10.000000-No	\$ 2,000,000,000.00	24/07/2008	24/07/2024	\$ 2,516,394,000.00	BANCO SUDAMERIS	6.06%				
	222466	02/02/2018	TESORERIA GENER	TES	TASA FIJA	AV	11.000000-No	\$ 3,000,000,000.00	24/07/2005	24/07/2020	\$ 3,562,272,000.00	BANCO COLPATRIA MULTIBANCA COLPATRIA S	5.26%				
	222610	05/02/2018	BANCO DE BOGOTA	CDT	DTF	TV	DTF+.95I	\$ 2,000,000,000.00	05/02/2018	05/02/2020	\$ 2,000,000,000.00	BANCO DE BOGOTA S.A.	6.30%				
	222750	08/02/2018	TESORERIA GENER	TES	TASA FIJA	AV	10.000000-No	\$ 1,500,000,000.00	24/07/2008	24/07/2024	\$ 1,878,226,500.00	CREDICORP CAPITAL COLOMBIA	6.18%				
	222814	09/02/2018	TESORERIA GENER	TES	TASA FIJA	AV	5.000000-Nom	\$ 2,000,000,000.00	21/11/2012	21/11/2018	\$ 2,025,098,000.00	BANCO AV VILLAS S.A.	4.76%				
	222846	12/02/2018	TESORERIA GENER	TES	TASA FIJA	Dto	No aplica	\$ 6,000,000,000.00	12/12/2017	11/12/2018	\$ 5,774,898,000.00	BANCO AV VILLAS S.A.	4.73%				
	222896	14/02/2018	TESORERIA GENER	TES	TASA FIJA	Dto	No aplica	\$ 1,000,000,000.00	12/12/2017	11/12/2018	\$ 962,312,000.00	BANCO AV VILLAS S.A.	4.78%				
	222894	14/02/2018	TESORERIA GENER	TES	TASA FIJA	Dto	No aplica	\$ 5,000,000,000.00	12/12/2017	11/12/2018	\$ 4,811,560,000.00	BANCO AV VILLAS S.A.	4.78%				
	222972	16/02/2018	BANCO COLPATRIA	CDT	TASA FIJA	TV	5.917400-Nom	\$ 3,000,000,000.00	16/02/2018	16/02/2020	\$ 3,000,000,000.00	BANCO COLPATRIA MULTIBANCA COLPATRIA S	6.05%				
	222962	16/02/2018	BANCOLOMBIA S.A	CDT	TASA FIJA	TV	6.633000-Nom	\$ 2,500,000,000.00	16/02/2018	16/02/2022	\$ 2,500,000,000.00	BANCOLOMBIA S.A.	6.80%				
	223136	22/02/2018	BANCO DAVIVIEND	CDT	IPC	TV	IPC+2.7F	\$ 1,000,000,000.00	05/01/2018	05/01/2020	\$ 1,014,190,000.00	VALORES BANCOLOMBIA	6.13%				
	223288	28/02/2018	TESORERIA GENER	TES	TASA FIJA	AV	6.250000-Nom	\$ 1,500,000,000.00	26/11/2017	26/11/2025	\$ 1,500,429,000.00	BANCO COLPATRIA MULTIBANCA COLPATRIA S	6.51%				
TOTAL COMPRAS										\$ 37,481,644,500.00							
VENTAS	220832	01/02/2018	TESORERIA GENER	TES	TASA FIJA	AV	5.000000-Nom	\$ 5,000,000,000.00	21/11/2012	21/11/2018	\$ 5,062,215,000.00	CREDICORP CAPITAL COLOMBIA	5.04%	4.64%	13/09/2017	\$ 5,150.00	
	222468	02/02/2018	TESORERIA GENER	TES	TASA FIJA	Dto	No aplica	\$ 5,000,000,000.00	14/03/2017	13/03/2018	\$ 4,976,440,000.00	CORPORACION FINANCIERA COLOMBIANA	5.27%	4.52%	13/09/2017	\$ 5,400.00	
	217546	05/02/2018	BANCO COLPATRIA	CDT	TASA FIJA	TV	5.821700-Nom	\$ 1,500,000,000.00	24/02/2015	24/02/2018	\$ 1,517,970,000.00	ITAÚ CORPBANCA COLOMBIA	6.08%	4.93%	13/09/2017	\$ 3,600.00	
	217568	06/02/2018	BANCO POPULAR	CDT	TASA FIJA	TV	7.297800-Nom	\$ 1,500,000,000.00	22/02/2017	22/02/2018	\$ 1,524,090,000.00	BANCO POPULAR	6.09%	4.95%	13/09/2017	\$ 2,400.00	
	220831	14/02/2018	TESORERIA GENER	TES	TASA FIJA	AV	5.000000-Nom	\$ 2,000,000,000.00	21/11/2012	21/11/2018	\$ 2,027,148,000.00	BANCO AV VILLAS S.A.	5.04%	4.71%	13/09/2017	\$ 5,880.00	
	218834	14/02/2018	TESORERIA GENER	TES	TASA FIJA	AV	5.000000-Nom	\$ 500,000,000.00	21/11/2012	21/11/2018	\$ 506,787,000.00	BANCO AV VILLAS S.A.	5.08%	4.71%	04/10/2017	\$ 1,470.00	
	222814	14/02/2018	TESORERIA GENER	TES	TASA FIJA	AV	5.000000-Nom	\$ 2,000,000,000.00	21/11/2012	21/11/2018	\$ 2,027,148,000.00	BANCO AV VILLAS S.A.	4.76%	4.71%	09/02/2018	\$ 5,880.00	
	220645	14/02/2018	TESORERIA GENER	TES	TASA FIJA	AV	5.000000-Nom	\$ 500,000,000.00	21/11/2012	21/11/2018	\$ 506,787,000.00	BANCO AV VILLAS S.A.	5.04%	4.71%	13/09/2017	\$ 1,470.00	
	222979	16/02/2018	TESORERIA GENER	TES	TASA FIJA	AV	5.000000-Nom	\$ 500,000,000.00	21/11/2012	21/11/2018	\$ 506,969,000.00	BANCO COLPATRIA MULTIBANCA COLPATRIA S	5.04%	4.70%	13/09/2017	\$ 1,090.00	
	217366	16/02/2018	TESORERIA GENER	TES	TASA FIJA	AV	5.000000-Nom	\$ 500,000,000.00	21/11/2012	21/11/2018	\$ 506,969,000.00	BANCO COLPATRIA MULTIBANCA COLPATRIA S	5.04%	4.70%	13/09/2017	\$ 1,090.00	
	222980	16/02/2018	TESORERIA GENER	TES	TASA FIJA	AV	5.000000-Nom	\$ 1,500,000,000.00	21/11/2012	21/11/2018	\$ 1,520,907,000.00	BBVA	5.04%	4.70%	13/09/2017	\$ 3,270.00	
217380	28/02/2018	TESORERIA GENER	TES	TASA FIJA	AV	5.000000-Nom	\$ 1,500,000,000.00	21/11/2012	21/11/2018	\$ 1,525,308,000.00	FIDUCIARIA BOGOTA	5.04%	4.50%	13/09/2017	\$ 2,130.00		
TOTAL VENTAS										\$ 22,208,738,000.00							

OPERACIONES REALIZADAS

FEBRERO 2018

	TITULO	FECHA OPERACIÓN	EMISOR	TIPO	TASA	MOD.	FACIAL	VALOR NOMINAL	F. EMISION	F. VENCIMIENTO	VALOR RECIBIDO	CONTRAPARTE	TIR COMPRA
COBRO INTERESES	217476	01/02/2018	CORP FINANCIERA	CDT	IBR	MV	IBR2+2.11	\$ 1,500,000,000.00	01/09/2016	01/05/2018	\$ 8,350,500.00	CORPORACION FINANCIERA COLOMBIANA	6.33%
	217464	01/02/2018	BANCO DE BOGOTA	CDT	IBR	MV	IBR2+1.95I	\$ 500,000,000.00	01/08/2016	01/02/2018	\$ 2,721,000.00	BANCO DE BOGOTA S.A.	6.01%
	217520	02/02/2018	BANCOLOMBIA S.A	BONOS	IPC	TV	IPC+4.1F	\$ 500,000,000.00	02/11/2011	02/11/2019	\$ 10,221,000.00	BANCOLOMBIA S.A.	6.76%
	217418	02/02/2018	FIN. DESA TERRI	CDT	DTF	TV	DTF+1.1I	\$ 1,500,000,000.00	02/05/2017	02/05/2019	\$ 25,048,500.00	FINANCIERA DE DESARROLLO TERRITORIAL S	6.71%
	217554	03/02/2018	BANCO AV VILLAS	CDT	TASA FIJA	TV	6.350000-Nom	\$ 3,000,000,000.00	03/05/2017	03/11/2018	\$ 47,625,000.00	BANCO AV VILLAS S.A.	6.31%
	217436	04/02/2018	BANCO DE BOGOTA	CDT	DTF	TV	DTF+1.95I	\$ 2,000,000,000.00	04/08/2016	04/02/2018	\$ 38,220,000.00	BANCO DE BOGOTA S.A.	6.36%
	217602	05/02/2018	BANCOLOMBIA S.A	CDT	TASA FIJA	TV	8.524000-Nom	\$ 500,000,000.00	05/05/2016	05/05/2019	\$ 10,655,000.00	BANCOLOMBIA S.A.	6.40%
	217774	05/02/2018	BANCO DAVIVIEND	CDT	TASA FIJA	TV	8.805000-Nom	\$ 500,000,000.00	05/08/2016	05/08/2020	\$ 11,006,500.00	BANCO DAVIVIENDA S.A.	6.70%
	219208	08/02/2018	BBVA	CDT	TASA FIJA	TV	6.870900-Nom	\$ 3,000,000,000.00	08/11/2017	08/11/2022	\$ 51,531,000.00	BBVA	7.05%
	217410	09/02/2018	BANCOLDEX	CDT	DTF	TV	DTF+.95I	\$ 2,000,000,000.00	09/05/2017	09/05/2019	\$ 31,400,000.00	BANCOLDEX	6.71%
	217450	09/02/2018	BANCO COLPATRIA	CDT	IBR	MV	IBR2+1.11	\$ 2,000,000,000.00	09/06/2017	09/06/2019	\$ 9,352,000.00	BANCO COLPATRIA MULTIBANCA COLPATRIA S	6.67%
	217490	09/02/2018	BANCO DE BOGOTA	CDT	IBR	MV	IBR2+2I	\$ 500,000,000.00	09/08/2016	09/08/2018	\$ 2,712,500.00	BANCO DE BOGOTA S.A.	6.32%
	217424	11/02/2018	BANCO COLPATRIA	CDT	DTF	TV	DTF+1.65I	\$ 1,000,000,000.00	11/11/2016	11/05/2018	\$ 17,501,000.00	BANCO COLPATRIA MULTIBANCA COLPATRIA S	6.39%
	217522	11/02/2018	BANCOLOMBIA S.A	CDT	IPC	TV	IPC+4.25I	\$ 4,500,000,000.00	11/11/2011	11/11/2018	\$ 92,425,500.00	BANCOLOMBIA S.A.	6.41%
	217596	11/02/2018	BANCO SUDAMERIS	CDT	TASA FIJA	TV	8.383500-Nom	\$ 5,000,000,000.00	11/08/2016	11/02/2018	\$ 106,805,000.00	BANCO SUDAMERIS	5.85%
	217384	12/02/2018	BANCO DAVIVIEND	BONOS	TASA FIJA	TV	5.9400-Efect	\$ 1,500,000,000.00	12/02/2015	12/02/2018	\$ 21,975,000.00	BANCO DAVIVIENDA S.A.	6.05%
	217556	12/02/2018	BANCO DE BOGOTA	CDT	TASA FIJA	TV	6.490300-Nom	\$ 3,000,000,000.00	12/05/2017	12/05/2020	\$ 48,675,000.00	BANCO DE BOGOTA S.A.	6.57%
	217452	13/02/2018	BANCO DAVIVIEND	CDT	IBR	MV	IBR2+1.6I	\$ 2,000,000,000.00	13/02/2017	13/02/2019	\$ 10,158,000.00	BANCO DAVIVIENDA S.A.	6.06%
	217606	13/02/2018	BANCO DE BOGOTA	CDT	IBR	MV	IBR2+1.9I	\$ 4,000,000,000.00	13/09/2016	13/09/2018	\$ 21,332,000.00	BANCO DE BOGOTA S.A.	5.71%
	217456	14/02/2018	BANCO DE BOGOTA	CDT	IBR	MV	IBR2+1.7I	\$ 5,000,000,000.00	14/09/2016	14/03/2018	\$ 25,835,000.00	BANCO DE BOGOTA S.A.	5.95%
	219304	14/02/2018	BANCOLOMBIA S.A	CDT	TASA FIJA	TV	6.109000-Nom	\$ 5,000,000,000.00	14/11/2017	14/11/2019	\$ 76,365,000.00	BANCOLOMBIA S.A.	6.25%
	217478	15/02/2018	BANCOLOMBIA S.A	CDT	IBR	MV	IBR2+2.2I	\$ 3,000,000,000.00	15/07/2016	15/07/2018	\$ 16,725,000.00	BANCOLOMBIA S.A.	6.28%
	217480	15/02/2018	BANCOLOMBIA S.A	CDT	IBR	MV	IBR2+2.2I	\$ 1,000,000,000.00	15/07/2016	15/07/2018	\$ 5,575,000.00	BANCOLOMBIA S.A.	6.28%
	217454	15/02/2018	BANCO DAVIVIEND	CDT	IBR	MV	IBR2+1.6I	\$ 1,000,000,000.00	15/02/2017	15/02/2019	\$ 5,075,000.00	BANCO DAVIVIENDA S.A.	6.50%
	217552	15/02/2018	BANCOLOMBIA S.A	CDT	TASA FIJA	TV	6.300000-Nom	\$ 500,000,000.00	15/05/2017	15/05/2019	\$ 7,875,000.00	BANCOLOMBIA S.A.	6.41%
	217500	18/02/2018	BANCO DAVIVIEND	CDT	IPC	TV	IPC+2.8F	\$ 1,500,000,000.00	18/05/2017	18/05/2019	\$ 24,298,500.00	BANCO DAVIVIENDA S.A.	6.58%
	217558	18/02/2018	BBVA	CDT	TASA FIJA	TV	6.775900-Nom	\$ 3,500,000,000.00	18/08/2017	18/08/2020	\$ 59,290,000.00	BBVA	6.61%
	220658	20/02/2018	BANCOLOMBIA S.A	CDT	TASA FIJA	TV	6.109000-Nom	\$ 1,500,000,000.00	20/11/2017	20/11/2019	\$ 22,909,500.00	BANCOLOMBIA S.A.	6.25%
	220654	20/02/2018	BANCO AV VILLAS	CDT	TASA FIJA	TV	5.970000-Nom	\$ 5,000,000,000.00	20/11/2017	20/05/2019	\$ 74,625,000.00	BANCO AV VILLAS S.A.	6.10%
	217430	21/02/2018	ITAU CORPBANCA	CDT	DTF	TV	DTF+1.6I	\$ 500,000,000.00	21/11/2016	21/05/2018	\$ 8,621,000.00	ITAU CORPBANCA COLOMBIA	6.59%

OPERACIONES REALIZADAS

FEBRERO 2018

COBRO INTERESES	220770	22/02/2018	BBVA	CDT	TASA FIJA	TV	6.442700-Nom	\$ 6,000,000,000.00	22/11/2017	22/11/2021	\$ 96,642,000.00	BBVA	6.60%	
	220782	23/02/2018	FIN. DESA TERRI	CDT	DTF	TV	DTF+1.11	\$ 2,500,000,000.00	23/11/2017	23/11/2019	\$ 39,875,000.00	FINANCIERA DE DESARROLLO TERRITORIAL S	6.53%	
	222178	23/02/2018	BANCO COLPATRIA	CDT	IBR	MV	IBR2+1.55I	\$ 5,000,000,000.00	23/01/2018	23/01/2020	\$ 25,140,000.00	BANCO COLPATRIA MULTIBANCA COLPATRIA S	6.15%	
	217460	23/02/2018	BANCO DE BOGOTA	CDT	IBR	MV	IBR2+1.8I	\$ 500,000,000.00	23/09/2016	23/09/2018	\$ 2,616,500.00	BANCO DE BOGOTA S.A.	6.36%	
	217494	23/02/2018	BANCOLOMBIA S.A	CDT	IPC	TV	IPC+2.75I	\$ 1,000,000,000.00	23/05/2017	23/05/2019	\$ 16,848,000.00	BANCOLOMBIA S.A.	6.57%	
	217492	23/02/2018	BANCO DAVIVIEND	CDT	IPC	TV	IPC+2.75F	\$ 1,000,000,000.00	23/05/2017	23/05/2019	\$ 16,075,000.00	BANCO DAVIVIENDA S.A.	6.58%	
	217426	24/02/2018	BANCO COLPATRIA	CDT	DTF	TV	DTF+1.65I	\$ 1,000,000,000.00	24/11/2016	24/05/2018	\$ 17,372,000.00	BANCO COLPATRIA MULTIBANCA COLPATRIA S	6.40%	
	217412	24/02/2018	FIN. DESA TERRI	CDT	DTF	TV	DTF+.98I	\$ 1,000,000,000.00	24/05/2017	24/05/2019	\$ 15,641,000.00	FINANCIERA DE DESARROLLO TERRITORIAL S	6.72%	
	220815	24/02/2018	CORP FINANCIERA	CDT	IPC	TV	IPC+2.7I	\$ 3,000,000,000.00	24/11/2017	24/11/2019	\$ 50,175,000.00	CORPORACION FINANCIERA COLOMBIANA	6.86%	
	220797	24/02/2018	BANCO AV VILLAS	CDT	TASA FIJA	TV	5.970000-Nom	\$ 1,000,000,000.00	24/11/2017	24/05/2019	\$ 14,925,000.00	BANCO AV VILLAS S.A.	6.10%	
	220826	24/02/2018	CORP FINANCIERA	CDT	TASA FIJA	TV	6.490000-Nom	\$ 2,000,000,000.00	24/11/2017	24/11/2021	\$ 32,450,000.00	CORPORACION FINANCIERA COLOMBIANA	6.65%	
	217498	25/02/2018	BANCOLOMBIA S.A	CDT	IPC	TV	IPC+2.85I	\$ 500,000,000.00	25/08/2017	25/08/2019	\$ 8,547,500.00	BANCOLOMBIA S.A.	6.69%	
	217470	26/02/2018	ITAU CORPBANCA	CDT	IBR	MV	IBR2+1.95I	\$ 1,500,000,000.00	26/08/2016	26/02/2018	\$ 8,037,000.00	ITAU CORPBANCA COLOMBIA	6.53%	
	217486	27/02/2018	ITAU CORPBANCA	CDT	IBR	MV	IBR2+2.35I	\$ 1,000,000,000.00	27/06/2016	27/06/2018	\$ 5,692,000.00	ITAU CORPBANCA COLOMBIA	6.46%	
	217458	27/02/2018	BANCO DE BOGOTA	CDT	IBR	MV	IBR2+1.7I	\$ 3,000,000,000.00	27/09/2016	27/09/2018	\$ 15,450,000.00	BANCO DE BOGOTA S.A.	6.36%	
	222100	27/02/2018	BANCO COLPATRIA	CDT	TASA FIJA	TV	5.917400-Nom	\$ 500,000,000.00	27/11/2017	27/11/2019	\$ 7,397,000.00	BANCO COLPATRIA MULTIBANCA COLPATRIA S	5.90%	
	220850	27/02/2018	BANCO POPULAR	CDT	TASA FIJA	TV	5.917400-Nom	\$ 1,000,000,000.00	27/11/2017	27/05/2019	\$ 14,800,000.00	BANCO POPULAR	6.05%	
	217590	28/02/2018	ITAU CORPBANCA	CDT	TASA FIJA	TV	8.335800-Nom	\$ 2,000,000,000.00	31/08/2016	31/08/2018	\$ 41,680,000.00	ITAU CORPBANCA COLOMBIA	6.71%	
	217432	28/02/2018	CORP FINANCIERA	CDT	DTF	TV	DTF+1.7I	\$ 1,500,000,000.00	28/11/2016	28/05/2018	\$ 26,100,000.00	CORPORACION FINANCIERA COLOMBIANA	6.40%	
	217488	28/02/2018	BANCO COLPATRIA	CDT	IBR	MV	IBR2+2.35I	\$ 2,000,000,000.00	30/06/2016	30/06/2018	\$ 11,366,000.00	BANCO COLPATRIA MULTIBANCA COLPATRIA S	6.27%	
	217466	28/02/2018	BANCO DE BOGOTA	CDT	IBR	MV	IBR2+1.95I	\$ 700,000,000.00	29/08/2016	01/03/2018	\$ 3,750,600.00	BANCO DE BOGOTA S.A.	5.85%	
	217516	28/02/2018	BANCO OCCIDENTE	CDT	IPC	TV	IPC+3.95I	\$ 1,700,000,000.00	30/08/2012	30/08/2019	\$ 33,666,800.00	BANCO DE OCCIDENTE	6.69%	
	220942	28/02/2018	BBVA	CDT	TASA FIJA	TV	6.347300-Nom	\$ 3,000,000,000.00	29/11/2017	29/11/2021	\$ 47,604,000.00	BBVA	6.50%	
	217562	28/02/2018	BANCO POPULAR	CDT	TASA FIJA	TV	7.155700-Nom	\$ 1,500,000,000.00	28/02/2017	28/02/2019	\$ 26,850,000.00	BANCO POPULAR	6.36%	
	217564	28/02/2018	BANCO POPULAR	CDT	TASA FIJA	TV	7.155700-Nom	\$ 2,000,000,000.00	28/02/2017	28/02/2019	\$ 35,800,000.00	BANCO POPULAR	6.36%	
	217586	28/02/2018	BANCO DE BOGOTA	CDT	TASA FIJA	TV	8.290000-Nom	\$ 1,000,000,000.00	31/08/2016	31/08/2018	\$ 20,725,000.00	BANCO DE BOGOTA S.A.	6.21%	
	TOTAL COBRO DE INTERES											\$ 1,530,133,900.00		
	REDEDICION	217464	01/02/2018	BANCO DE BOGOTA	CDT	IBR	MV	IBR2+1.95I	\$ 500,000,000.00	01/08/2016	01/02/2018	\$ 500,000,000.00	BANCO DE BOGOTA S.A.	6.01%
217436		04/02/2018	BANCO DE BOGOTA	CDT	DTF	TV	DTF+1.95I	\$ 2,000,000,000.00	04/08/2016	04/02/2018	\$ 2,000,000,000.00	BANCO DE BOGOTA S.A.	6.36%	
217596		11/02/2018	BANCO SUDAMERIS	CDT	TASA FIJA	TV	8.383500-Nom	\$ 5,000,000,000.00	11/08/2016	11/02/2018	\$ 5,000,000,000.00	BANCO SUDAMERIS	5.85%	
217384		12/02/2018	BANCO DAVIVIEND	BONOS	TASA FIJA	TV	5.9400-Efect	\$ 1,500,000,000.00	12/02/2015	12/02/2018	\$ 1,500,000,000.00	BANCO DAVIVIENDA S.A.	6.05%	
217470		26/02/2018	ITAU CORPBANCA	CDT	IBR	MV	IBR2+1.95I	\$ 1,500,000,000.00	26/08/2016	26/02/2018	\$ 1,500,000,000.00	ITAU CORPBANCA COLOMBIA	6.53%	
TOTAL REDENCIONES											\$ 10,500,000,000.00			

SEGUIMIENTO RENTABILIDAD TRIMESTRAL Vs RENTABILIDAD MINIMA FONDOS DE CESANTIAS PORTAFOLIOS CORTO PLAZO

